

zoundream

Congratulations on receiving your BabyT!

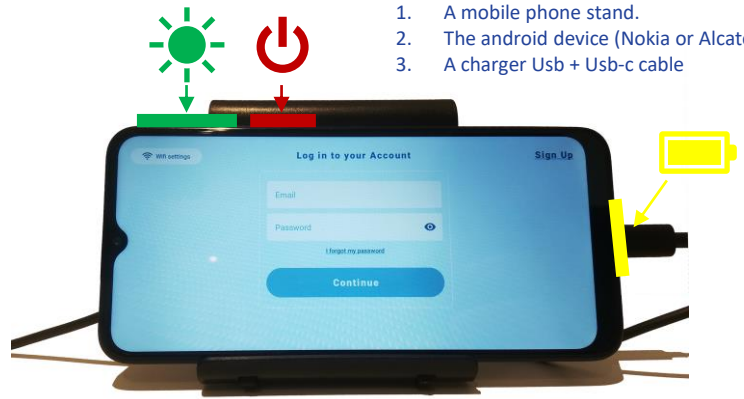
This smartphone is dedicated to run the Baby Translator app and requires a stable internet connection through wifi to connect to the Zoundream cloud service, powered by AMSI.

Place the device **horizontally** on the stand as shown in the photo on the right. The **USB charging port is on the right side**

The device can be used on the go for a few hours with the battery, but always keep it within range of your Wi-Fi.



The package you receive contains:

1. A mobile phone stand.
2. The android device (Nokia or Alcatel).
3. A charger Usb + Usb-c cable



Switch on the device


1


Turn on the device by pressing and holding the power button for 4 seconds. The power button is located on the upper side of the device, second from the right (). The button on the left, typically used for adjusting volume on most smartphones, controls the monitor's brightness ().



Select your Wi-Fi from the list and inset your Wifi password and connect.

2

Once the system has loaded, the login page will appear as shown in the photo. To connect to WiFi, tap the **Wifi settings** button on the upper left corner, 

select your network from the list, enter your password, and connect. It works just like connecting an Android smartphone. If successful, the icon will change to 



Wait! the device will download the last version of the system, if available, after few minutes.

3

Note: After successfully connecting to WiFi, allow a few minutes for the device to automatically download the latest version of the babyT system. The monitor may blink briefly during this process and the system will reload. Once this is complete, proceed to create your account."



Create your account using the "Sign up" link on the upper right corner.

4

To create an account, click the **Sign up** link located in the upper right corner (next to the battery icon). Fill in all required fields and scroll down to press "Continue." Enter your baby's information and press "Continue" again.



Insert the verification code received by email to activate it.

5

You will receive a **verification code** via email (check your spam folder if you do not see it immediately). Enter the code and click "Continue" to verify your account.

All set, ready to go!

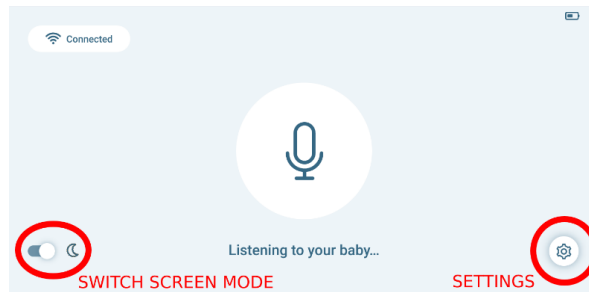
- It's **IMPORTANT** to keep in mind to always use the **same login** and avoid creating a new one unless instructed to do so.
- If you happen to be logged out of your device, you can simply log back in with your **existing credentials**.
- If you happen to forget your password, don't worry, just click on the **"I forgot my password"** link found below the login form. You will then receive an email with a code to set a new password.

zoundream

Things to know about the BabyT




If functioning properly, the device will display a **main screen** similar to the one shown in the accompanying image.



- The upper left corner displays the **wifi connection status**, while the upper right corner displays the battery level.
- The bottom corners contain utility icons, such as the ability to **switch** between normal and dark mode, and access to the **settings menu**.



Connect to Wi-Fi for device to function, indicated by mic-off icon and no-wifi icon. 

CHECKING AUDIO: When the device detects a potential baby cry, it will verify if it is a true cry.



TRANSLATION: Here we go! The sound check is complete and BabyT has detected a cry. It is now proceeding to the next step.



LISTENING TO YOUR BABY: BabyT actively listens for baby cries.

TRANSLATE: The device determines which of the five needs it corresponds to (refer to the leaflet). It may take a few seconds or a bit longer, depending on the clarity of the cry.

Settings

- Wi-Fi Connection >
- Change Password >
- Your Baby Info >
- Brightness >
- Log Out >

The **Settings Menu** offers a variety of straightforward options.

Note: The **"Your Baby Info"** option allows you to update the **date of birth** and gender of your baby at any time.

This information is crucial for our research, so **please ensure that it is always accurate** and up-to-date.

Jessie feels uncomfortable

Choose correct result: X

- Jessie is hungry
- Jessie is sleepy
- Jessie needs to burp
- Jessie is irritated
- Jessie feels uncomfortable
- Not a cry

Please share your feedback!

Translations will appear on the screen for approximately 2 minutes. During this time, you can indicate whether you think the translation is accurate by tapping the "positive" or "negative" button, and provide the correct translation if you know it.

Your input is CRUCIAL to our efforts.